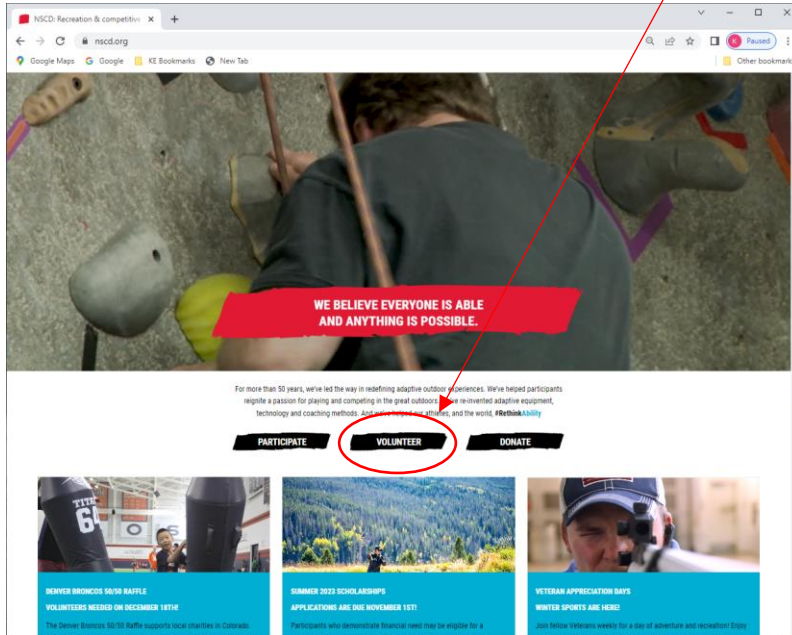
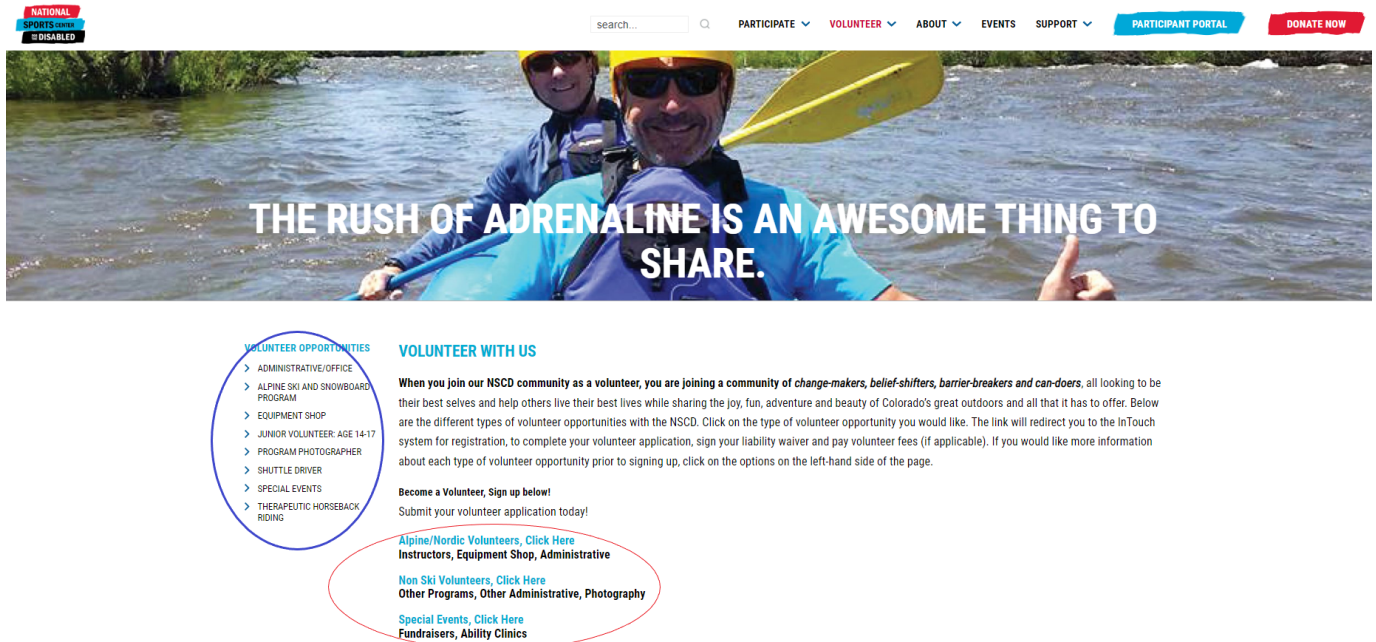


HOW TO REGISTER IN INTOUCH FOR WINTER VOLUNTEERS

Go to NSCD.org and click on volunteer in the center of the page.



On the Volunteer page click on the link to which type of volunteer opportunity you are interested in (circled in red below). If you would like more information about each type of volunteer opportunity prior to signing up, click on the options on the left-hand side of the page (circled in blue below). If you are a returning volunteer, you will log back into your account. If you are a new volunteer, you create an account by selecting REGISTER.



NEW VOLUNTEERS

1. Click on the volunteer opportunity you are interested in.
2. This will redirect you to the InTouch system for registration, completing your volunteer application, liability waiver and paying volunteer fees.
3. This will bring you to this new window:



WINTER VOLUNTEER APPLICATION

\$15.00

Our Adaptive Ski School Volunteer opportunities are available during the ski season in alpine and Nordic/cross country programs. We will contact you in October for the forthcoming ski season.

PARTY MEMBER *


-- Select Participant --

QTY:

1

ADD TO CART

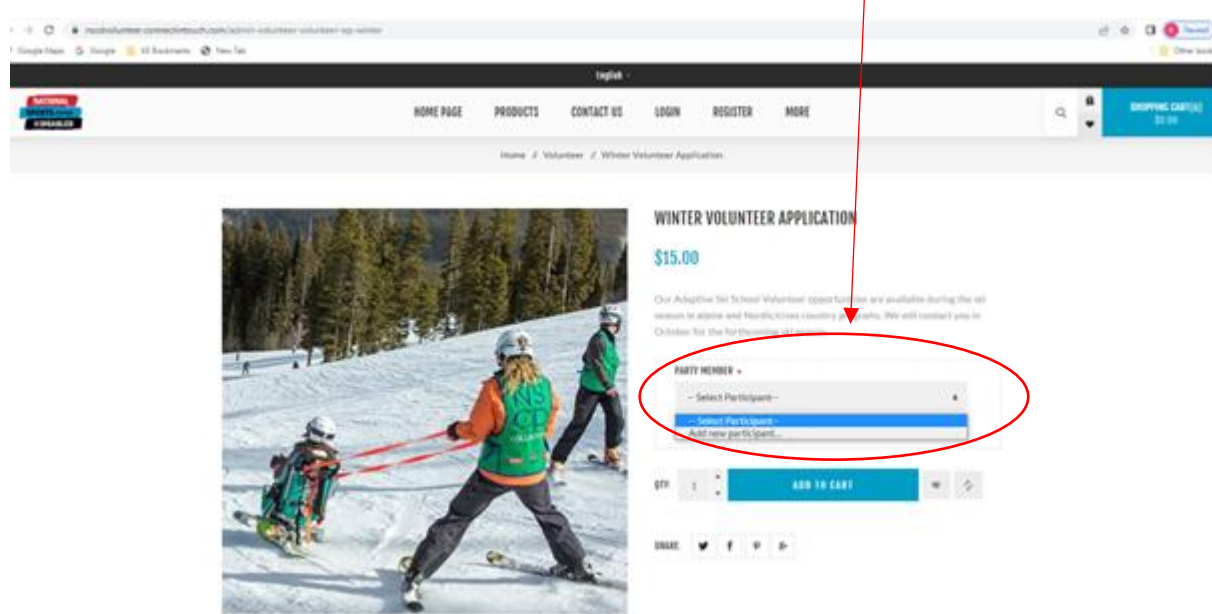
SHARE:



If you are signing yourself up as a **Volunteer** (adult 18 years of age or older) you will see some instructions that are different for you than Junior Volunteers. Please follow these boxes.

If you are a parent signing up a **Junior Volunteer** (under 18 years of age) you will see some instructions that are different for you than adult Volunteers. Please follow these boxes.

Click on the pull-down menu for Party member and select “add new participant.”



You will get the “PARTICIPANT INFORMATION” form to complete. This should be filled out with the information of the person who will be volunteering.

PARTICIPANT INFORMATION

Please enter the PARTICIPANT's information.

FIRST NAME	LAST NAME	
<input type="text"/>	<input type="text"/>	
EMAIL		
<input type="text"/>		
DATE OF BIRTH		
Month	Day	Year
<input type="text"/>	<input type="text"/>	<input type="text"/>
RELATIONSHIP ⓘ		
<input type="text" value="-- Select Relationship --"/>		

CANCEL

CONTINUE

If you are signing yourself up as a volunteer, choose "ME" from the "RELATIONSHIP" pull-down menu

If you are a parent signing up a Junior Volunteer put the Junior Volunteer information in this form. And under the "Relationship" pull-down box choose "CHILD"

PARTICIPANT INFORMATION

Please enter the PARTICIPANT's information.


FIRST NAME *

LAST NAME *

EMAIL *

DATE OF BIRTH

Month Day Year *

RELATIONSHIP 

-- Select Relationship --

- Me
- Child
- Dependent
- Guardian
- Parent

This brings you back to the previous screen, choose the volunteer name now in the pull-down list, add 1 qty to cart and click "Add to Cart".



WINTER VOLUNTEER APPLICATION

\$15.00

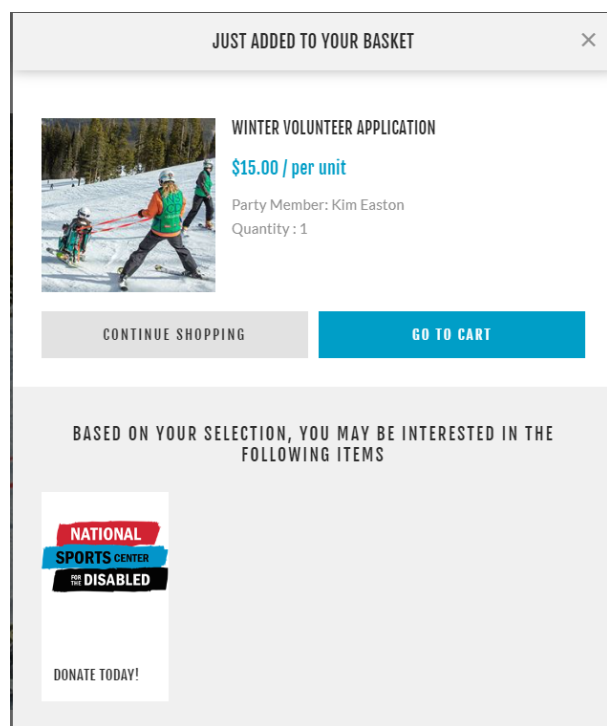
Our Adaptive Ski School Volunteer opportunities are available during the ski season in alpine and Nordic/cross country programs. We will contact you in October for the forthcoming ski season.

PARTY MEMBER *

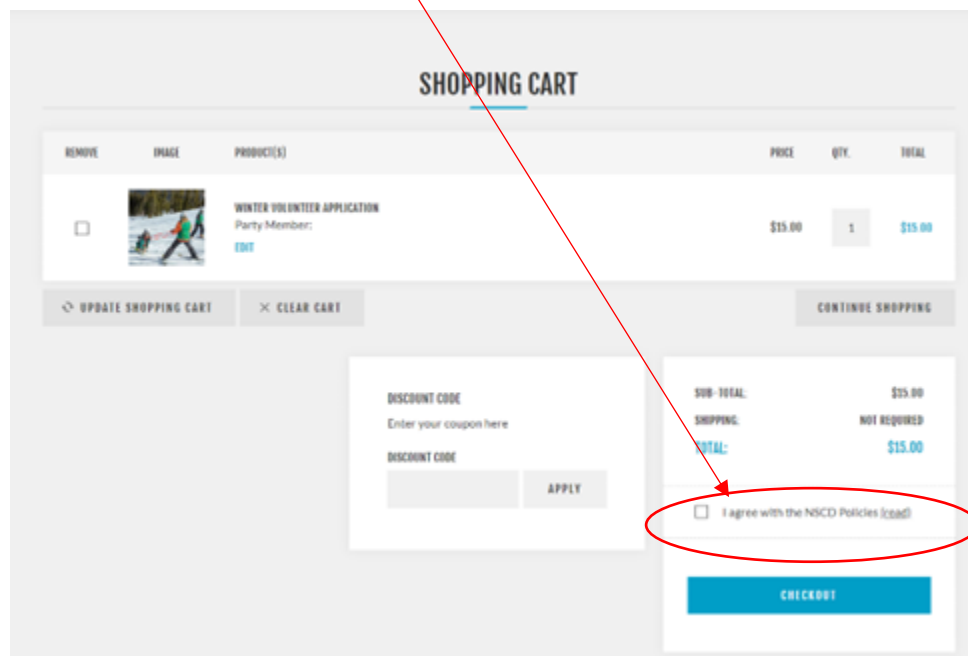
QTY: **ADD TO CART**  

SHARE:    

Once in your shopping cart you can make an additional donation to the NSCD in the bottom left-hand corner where it says “Donate Today” or “GO TO CART” to continue.



Review your cart and click on “read” to review the policy documents (Volunteer Privacy and Confidentiality Policy). Then click on “I agree with the NSCD Policies” then on “Checkout”



Since you are a new volunteer, when you check-out the system will determine you are not yet registered in the system and will ask you to register now. Click on “New Participant” on the left-hand side. If you are the parent of a Junior Volunteer you will register yourself so that you can sign the liability waiver for your Junior Volunteer.

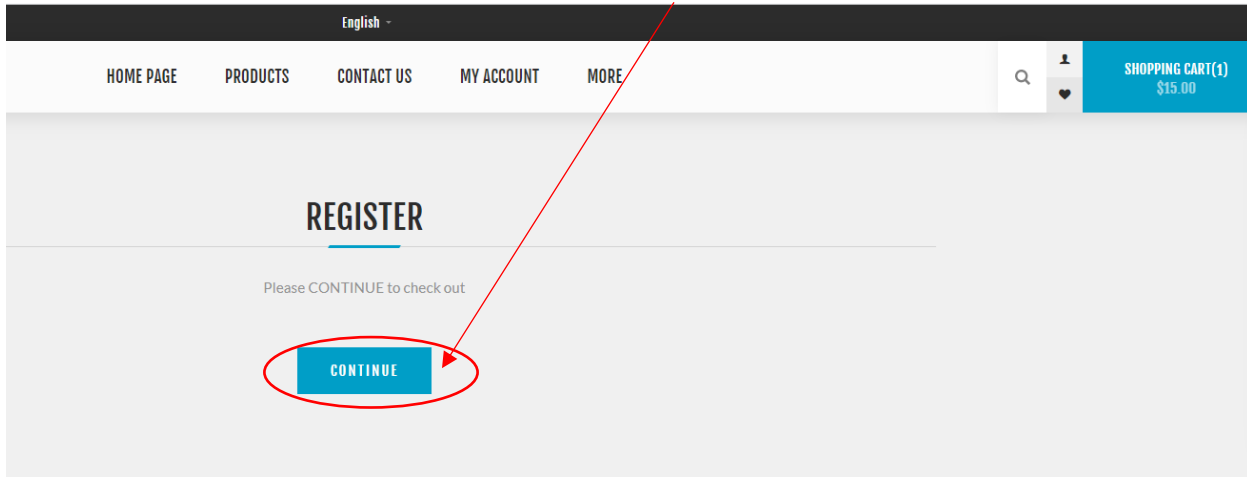
The screenshot shows a web interface with a navigation bar at the top containing links: HOME PAGE, PRODUCTS, CONTACT US, LOGIN, REGISTER, and MORE. On the right, there is a search icon, a shopping cart icon, and a 'SHOPPING CART(1)' button showing '\$15.00'. The main heading is 'WELCOME, PLEASE SIGN IN!'. Below this, there are two columns. The left column is titled 'NEW PARTICIPANT' and contains the text: 'This is the parent/guardian of a minor aged participant. (Must be over 18 and can legally sign the liability waiver on behalf of the participant)'. Below this text is a blue 'REGISTER' button. The right column is titled 'RETURNING PARTICIPANT LOG-IN' and contains fields for 'EMAIL:' and 'PASSWORD:', a 'Remember me?' checkbox, a 'Forgot password?' link, and a blue 'LOG IN' button. A red circle highlights the 'NEW PARTICIPANT' heading, and another red circle highlights the 'REGISTER' button. A red arrow points from the 'NEW PARTICIPANT' heading to the 'REGISTER' button.

If you are signing yourself up as a volunteer, complete the “REGISTER” form with your information.

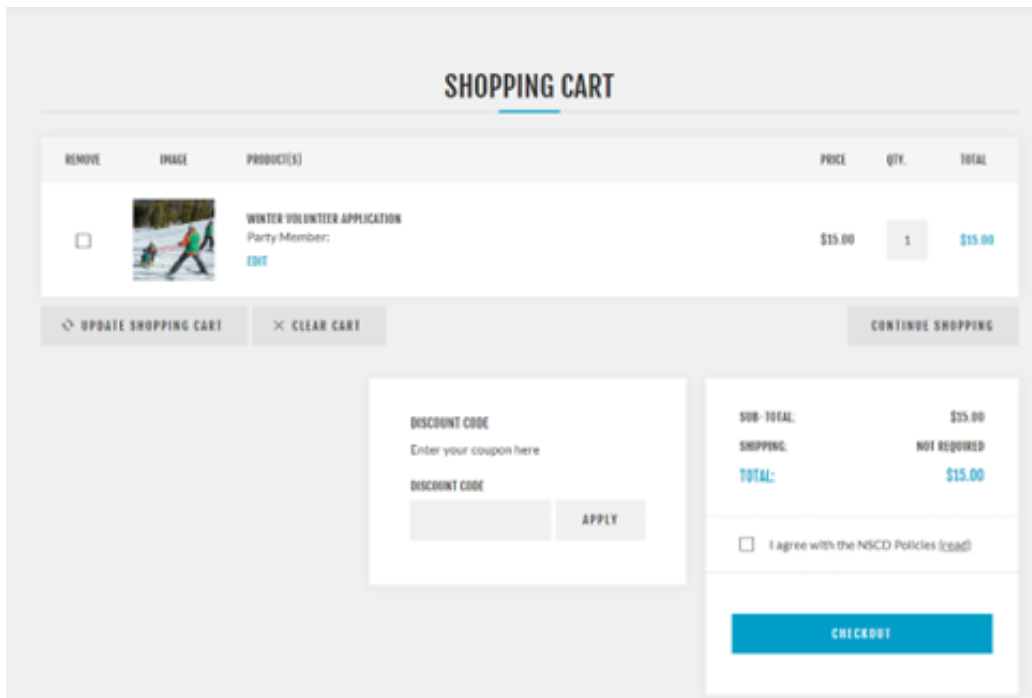
If you are a parent signing up a Junior Volunteer, complete the “REGISTER” form with your (Parent/Guardian) information.

The screenshot shows the 'REGISTER' form. The title 'REGISTER' is at the top. Below it is a disclaimer: 'THIS IS THE PARENT, GUARDIAN, LEGAL ADULT OR GUARDIAN OF THE PROTECTED PERSON. (MUST BE OVER 18 AND CAN LEGALLY SIGN THE LIABILITY WAIVER ON BEHALF OF THE PARTICIPANT)'. The form fields are: 'GENDER:' with radio buttons for 'Male' and 'Female'; 'FIRST NAME:' and 'LAST NAME:' text boxes; 'DATE OF BIRTH:' with sub-fields for 'Month', 'Day', and 'Year'; 'EMAIL:' text box; and 'YOUR ADDRESS:' with a 'STREET ADDRESS:' sub-field.

This "Register" page will pop up to submit your registration information. Click on "Continue" here.



Your Shopping cart will come up again and now you'll be asked to process your payment to complete the transaction. Click on "I agree with the NSCD Policies" again and click on "Checkout"



There are 4 steps for check out. Starting with signing the 2 key waivers: 1) Winter Volunteer Application and 2) Winter Volunteer Liability Release. Click on “READ AND SIGN” under each waiver and follow the instructions.

English

HOME PAGE PRODUCTS CONTACT US MY ACCOUNT MORE

CHECKOUT

1. WAIVERS

KIM EASTON'S WINTER VOLUNTEER APPLICATION

You must sign this

READ AND SIGN

KIM EASTON'S WINTER VOLUNTEER LIABILITY RELEASE 2022-23

You must sign this

READ AND SIGN

☐ Email signed waivers when order is confirmed

☐ Email pending waivers to party members when order is confirmed

BACK CONTINUE

2. PAYMENT METHOD

3. PAYMENT INFORMATION

4. CONFIRM ORDER

If you are signing yourself up as a volunteer, you should see your name in the above form before the name of each of the waivers. Complete the details for these forms with your information. You must be over 18 years of age to sign the liability waiver.

If you are a parent signing up a Junior Volunteer, you should see your child's /Junior Volunteer's name in the above form before the name of each of the waivers. Complete the details for the Winter Volunteer Application with your Junior Volunteer's information. You will complete the Waiver with your name and information as the parent/guardian over 18 years of age.

Now click on "Read and Sign" for the Winter Volunteer Liability Waiver, complete the form and Click "CONFIRM"

[illegible]

CHECKOUT

KIM EASTON'S WINTER VOLUNTEER APPLICATION

Just signed

READ

KIM EASTON'S WINTER VOLUNTEER LIABILITY RELEASE 2022-23

Just signed

READ

Email signed waivers when order is confirmed

Email pending waivers to party members when order is confirmed

BACK

CONTINUE

Enter Payment Information

English

HOME PAGEPRODUCTSCONTACT USMY ACCOUNTMORE

CHECKOUT

1. WAIVERS

2. PAYMENT METHOD

3. PAYMENT INFORMATION

CARD NUMBER:

XXXX XX XX XX XX XX XX XX

EXPIRY DATE:

MM / YY

NAME PRINTED ON CARD:

SECURITY CODE:

DUE NOW: \$15.00

BACK

CONTINUE

Confirm your order details and click “CONFIRM” at the bottom.


5. CONFIRM ORDER

BILLING ADDRESS

Kim Easton
Email: kim.easton@me.com
Phone: 3035156723
1/1
D
Un

PAYMENT

PAYMENT METHOD: Credit Card

IMAGE	PRODUCT(S)	PRICE	QTY.	TOTAL
	WINTER VOLUNTEER APPLICATION Party Member: Kim Easton	\$15.00	1	\$15.00

TOTAL

SUB-TOTAL:

SHIPPING:

TOTAL:

\$15.00

NOT REQUIRED

\$15.00

BACK

CONFIRM

THANK YOU

YOUR ORDER HAS BEEN SUCCESSFULLY PROCESSED!

Order number: 6798
[Click here for order details.](#)

VIEW WAIVERS

CONTINUE

RETURNING VOLUNTEERS

1. Click on the link to the volunteer opportunity you are interested in. This will redirect you to the InTouch system for registration, completing your volunteer application, liability waiver and paying volunteer dues.
2. Click on LOG IN at the top of the screen.
3. Enter your email and password in the right-hand side under “RETURNING PARTICIPANT LOG-IN”

WELCOME, PLEASE SIGN IN!

NEW PARTICIPANT

This is the parent/guardian of a minor aged participant. (Must be over 18 and can legally sign the liability waiver on behalf of the participant)

REGISTER

RETURNING PARTICIPANT LOG-IN

EMAIL:

PASSWORD:

☐ Remember me? [Forgot password?](#)

LOG IN



3. Scroll down the page to the section called “Featured Products” and click on the Winter Volunteer Application. Now click on the words “WINTER VOLUNTEER APPLICATION” or on the photo

FEATURED PRODUCTS


WINTER VOLUNTEER APPLICATION

Our Adaptive Ski School Volunteer opportunities are available during the

\$15.00

ADD TO CART



4. This will bring you to this window:



WINTER VOLUNTEER APPLICATION

\$15.00

Our Adaptive Ski School Volunteer opportunities are available during the ski season in alpine and Nordic/cross country programs. We will contact you in October for the forthcoming ski season.

PARTY MEMBER +


-- Select Participant --

QTY:

1

ADD TO CART

SHARE:



5. Click on the pull-down menu for "Party Member" and select your name from the list. If you are not in the list you need to go back and log-in as a new volunteer or try going back to step 2 for returning volunteers and log-in with a different email address that you may have used in the past. Add 1 qty to cart and click "Add to Cart".



WINTER VOLUNTEER APPLICATION

\$15.00

Our Adaptive Ski School Volunteer opportunities are available during the ski season in alpine and Nordic/cross country programs. We will contact you in October for the forthcoming ski season.

PARTY MEMBER +

-- Select Participant --

Adrian Gomez

Add new participant...

QTY:

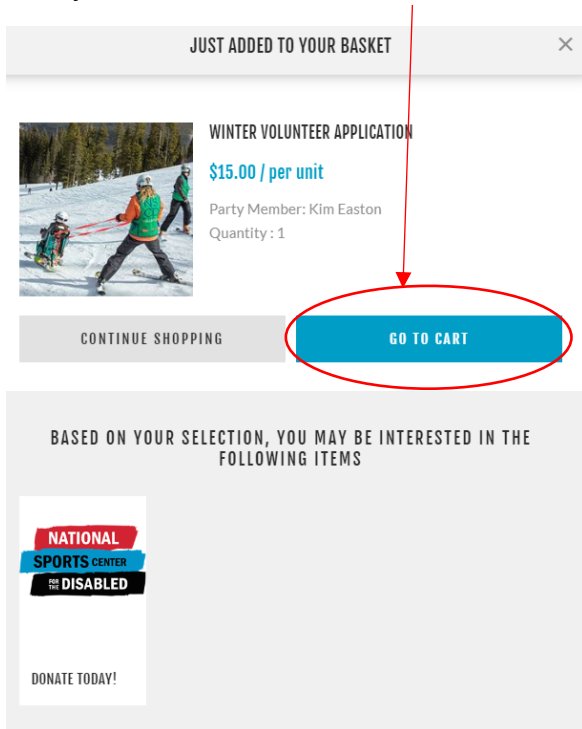
1

ADD TO CART

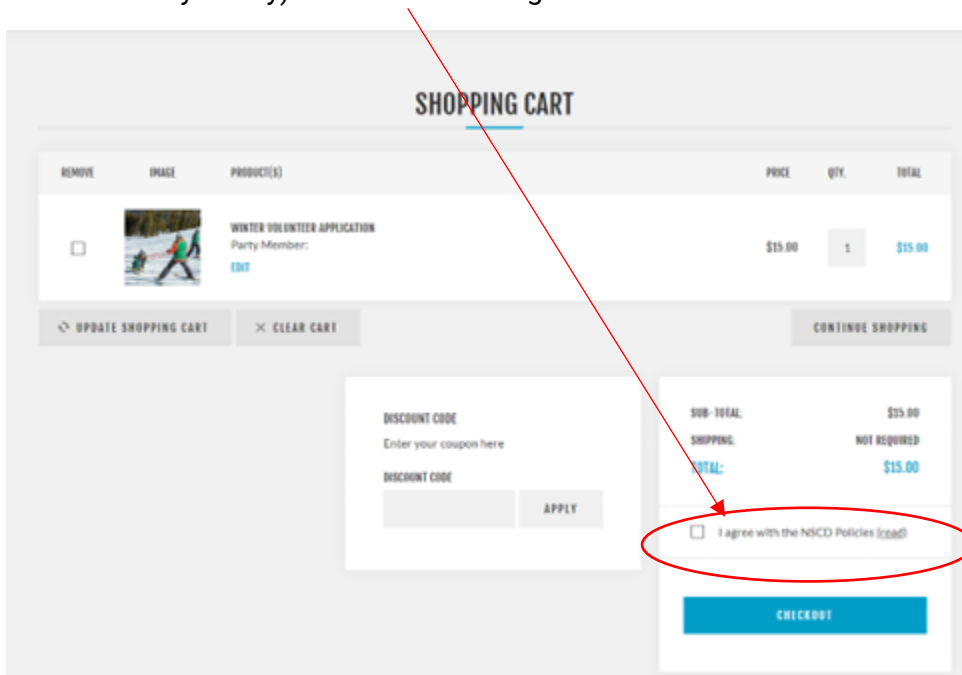
SHARE:



You can make an additional donation to the NSCD in the bottom left-hand corner where it says “Donate Today” or click on “GO TO CART”



Review your cart and click on “read” to review the policy document (Volunteer Privacy and Confidentiality Policy). Then click on “I agree with the NSCD Policies” and lastly, on “Checkout”



There are 5 steps for check out. Go through each step and click “Continue” to move to the next step.

CHECKOUT

1. BILLING ADDRESS

SELECT A BILLING ADDRESS FROM YOUR ADDRESS BOOK OR ENTER A NEW ADDRESS.

CONTINUE

2. WAIVERS

3. PAYMENT METHOD

4. PAYMENT INFORMATION

5. CONFIRM ORDER

English

HOME PAGEPRODUCTSCONTACT USMY ACCOUNTMORE

CHECKOUT

1. WAIVERS

WINTER VOLUNTEER APPLICATION

You must sign this

READ AND SIGN

WINTER VOLUNTEER LIABILITY RELEASE 2022-23

You must sign this

READ AND SIGN

☐ Email signed waivers when order is confirmed

☐ Email pending waivers to party members when order is confirmed

BACKCONTINUE

2. PAYMENT METHOD

3. PAYMENT INFORMATION

4. CONFIRM ORDER

Enter Payment Information

[English](#)

[HOME PAGE](#) [PRODUCTS](#) [CONTACT US](#) [MY ACCOUNT](#) [MORE](#)

CHECKOUT

1. **WAIVERS**

2. **PAYMENT METHOD**

3. **PAYMENT INFORMATION**

CARD NUMBER:
XXXX XXXX XXXX XXXX

EXPIRY DATE:
MM / YY

NAME PRINTED ON CARD:

SECURITY CODE:

DUE NOW: **\$15.00**

[BACK](#) [CONTINUE](#)

Confirm your order details and click “CONFIRM” at the bottom.


5. CONFIRM ORDER

BILLING ADDRESS

Kim Easton
Email: kim.easton@me.com
Phone: 9035156723
1' 6" Medium Circle
D
Un ☐ tax

PAYMENT

PAYMENT METHOD: Credit Card

IMAGE	PRODUCT(S)	PRICE	QTY.	TOTAL
	WINTER VOLUNTEER APPLICATION Party Member: Kim Easton	\$15.00	1	\$15.00

TOTAL

SUB-TOTAL: \$15.00
SHIPPING: NOT REQUIRED
TOTAL: **\$15.00**

[BACK](#) [CONFIRM](#)

THANK YOU

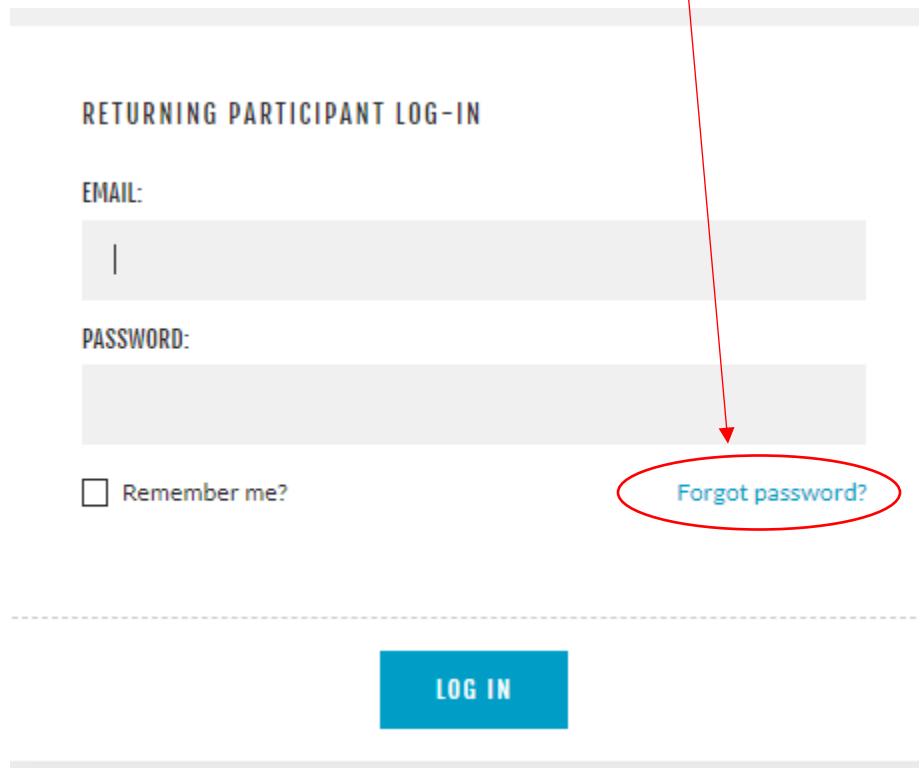
YOUR ORDER HAS BEEN SUCCESSFULLY PROCESSED!

Order number: 0798
[Click here for order details.](#)

[VIEW WAIVERS](#) [CONTINUE](#)

Password Recovery

At the Participant (Volunteer) log-in click on "Forgot password?"



RETURNING PARTICIPANT LOG-IN

EMAIL:

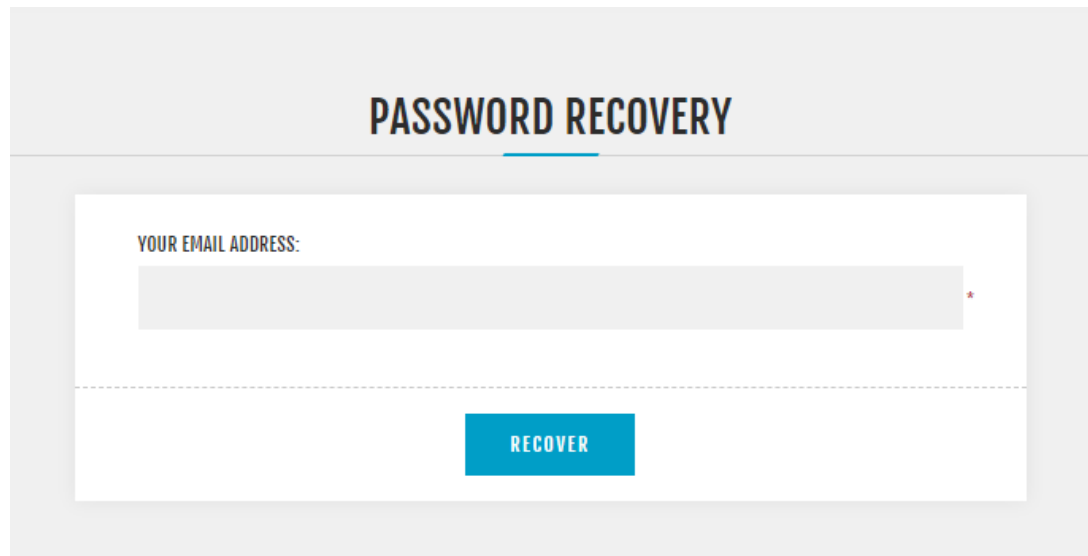
PASSWORD:

☐ Remember me?

[Forgot password?](#)

LOG IN

Enter the email address you used to register in the system. The system will send you an email to that address if it is found in your profile. If it is not found, try another email address you may have used.

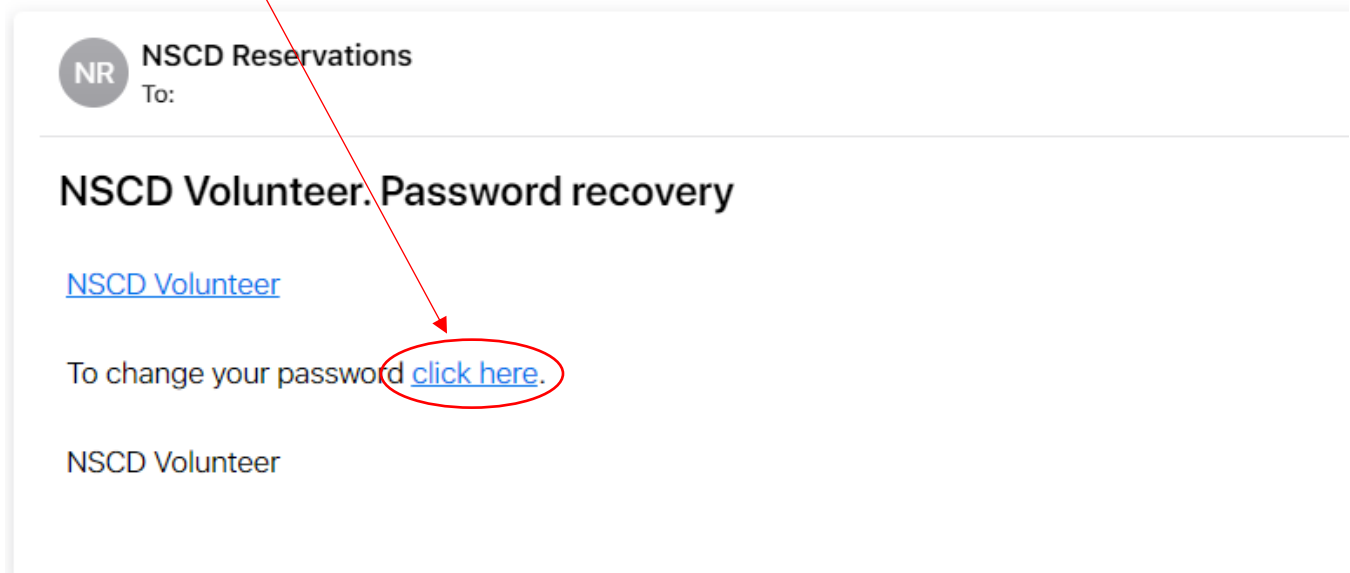


PASSWORD RECOVERY

YOUR EMAIL ADDRESS:

RECOVER

Go to the email account you entered in the above form. You will receive an email like the one below. Click on “click here” to go to the reset password page.



Enter your new password and confirm password following the criteria below. And click on “RECOVER”

The image shows a web form titled 'PASSWORD RECOVERY'. It has two input fields: 'NEW PASSWORD:' and 'CONFIRM PASSWORD:'. Below these fields, it says 'The new password must:' followed by a bulleted list: 'be at least 6 characters long' and 'be unique compared to the last 4 passwords'. At the bottom of the form is a blue button labeled 'RECOVER'. A red arrow points from the text 'And click on “RECOVER”' in the instructions above to the 'RECOVER' button. The button is also circled in red.